



# Louisiana Employment Report

## Joint Economic Committee

Senator Mike Lee, Chairman

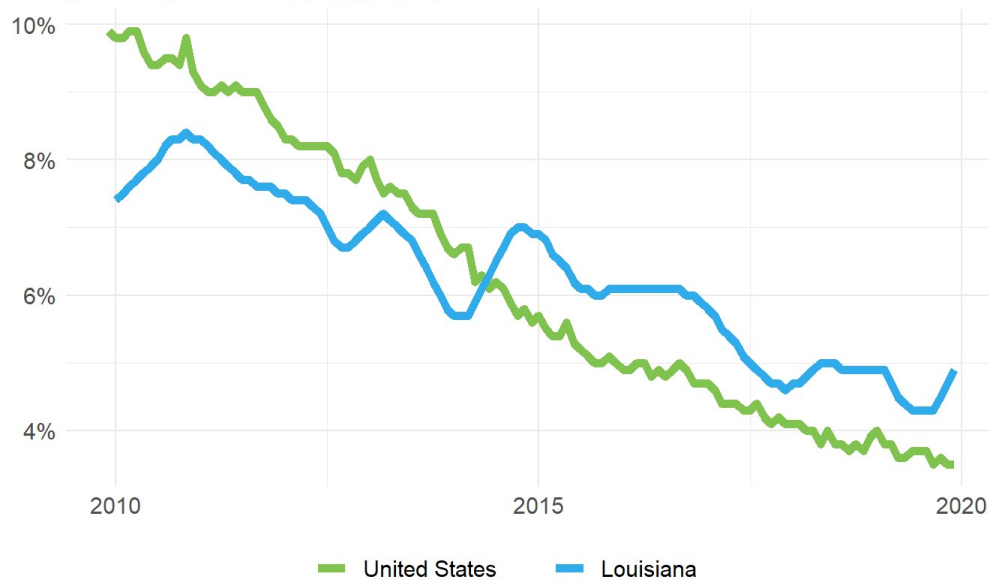
January 24, 2020

### Summary

- **Louisiana lost 2,600 net payroll jobs and the unemployment rate rose by 0.2 percentage point to 4.9 percent in December**, according to Bureau of Labor Statistics (BLS) data released at 10:00am on January 24, 2020.
- **Over the past twelve months, Louisiana added 9,000 payroll jobs** and the unemployment rate remained unchanged.
- **In December, Louisiana's private sector lost 2,200 net private payroll jobs** and over the past twelve months it added 11,100 private payroll jobs in the establishment survey.
- In the household survey, the number of **unemployed rose by 4,728 on net in December**, and over the past year employment rose by 1,676.
- Louisiana's **labor force participation rate rose to 58.8 percent** in December from 58.7. Since last year, the labor force participation rate rose by 0.2 percentage point.
- The national unemployment rate **remained unchanged in December**. State employment and unemployment data for January is scheduled for release March 16, 2020. The national employment situation report for January will be released February 07, 2020.

### Louisiana and U.S. Unemployment Rates

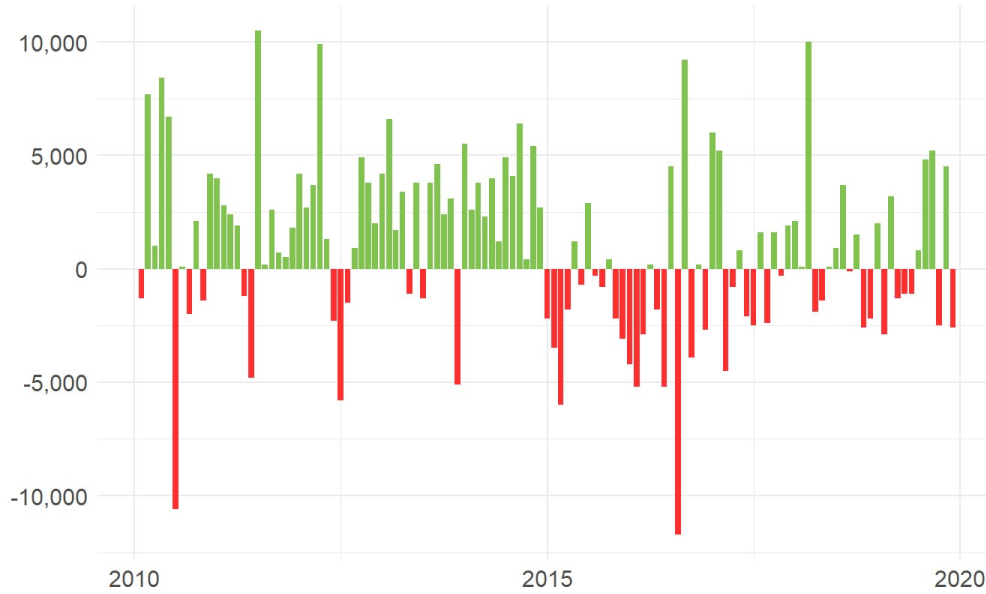
(Percent, Seasonally Adjusted)



Source: Bureau of Labor Statistics

### Louisiana Payroll Employment

## Louisiana Nonfarm Payroll Jobs Monthly Change (Seasonally Adjusted)



Source: Bureau of Labor Statistics

Louisiana lost 2,600 net payroll jobs, or -0.1 percent, on a seasonally adjusted basis during December. In the prior month, Louisiana added 4,500 jobs. Over the past twelve months, Louisiana added 9,000 payroll jobs, or 0.5 percent. Louisiana nonfarm payroll employment had increased in 6 of the past 12 months.

Nationally, nonfarm payrolls rose by 145,000 in December, or rose by 0.1 percent. Over the 12-month period ending with December, nonfarm payrolls rose by 2,108,000 jobs, or 1.4 percent. Louisiana is tied for 36th among the 50 states and the District of Columbia for percentage gain in nonfarm payroll employment over the past 12 months.

During December, Louisiana's private-sector lost 2,200 jobs, or approximately -0.1 percent. The private-sector in Louisiana added 4,800 jobs in the prior month. Over the past twelve months, private-sector payrolls in Louisiana added 11,100, or 0.7 percent. Louisiana private-sector payroll employment has increased in 6 of the past 12 months.

Nationally, private-sector payroll jobs rose by 139,000 jobs in December, or 0.1 percent. Over the past 12 months, the national payroll rose by 1,947,000 jobs in the private sector, or rose by 1.5 percent. Louisiana is tied for 35th among the 50 states and the District of Columbia for a percentage gain in private-sector payroll employment over the past 12 months.

## Change in Louisiana Payroll Employment by Sector over Past 12 Months



Source: Bureau of Labor Statistics, seasonally adjusted

The best performing sectors on a seasonally adjusted basis during December were Leisure and Hospitality (1,200) and Mining and Logging (900). The poorest performing sectors during the month were Trade, Transportation, and Utilities (-1,500) and Professional and Business Services (-1,600).

The best performing sectors during the last twelve months were Education and Health Services (6,100) and Manufacturing (5,000). The poorest performing sectors during the last twelve months were Government (-2,100) and Construction (-7,000).

## Louisiana Labor Force Statistics

### *Labor Force Participation*

The labor force participation rate in Louisiana rose to 58.8 percent in December from 58.7 percent in the prior month. At a labor force participation rate of 58.8 percent, Louisiana is tied for 45th in the nation. The labor force participation rate in Louisiana rose by 0.2 percentage point from a year earlier. The labor force participation rate is the percentage of the civilian noninstitutionalized population age 16 and older who are employed or actively looking for work.

The 10-year high for the labor force participation rate in Louisiana was 61.6 percent last occurring in December 2014. The series high for the labor force participation rate in Louisiana occurred in September 2005 when the labor force participation rate hit 67.9 percent. The 10-year low for the labor force participation rate was 58.5 percent, last occurring in September 2019. The series low for the labor force participation rate in Louisiana last occurred in December 1976 when the labor force participation rate hit 56.3 percent.

The national labor force participation rate remained steady at 63.2 percent in December. That rate rose by 0.2 percentage point from a year earlier. The all-time high for the national labor force participation rate was 67.3 percent in April 2000. The 10-year high for the national labor force participation rate was 65.2 percent in April 2010. The recent 10-year low occurred in September

2015 at a level of 62.4 percent. The series low for the national labor force participation rate was 58.1 percent in December 1954.

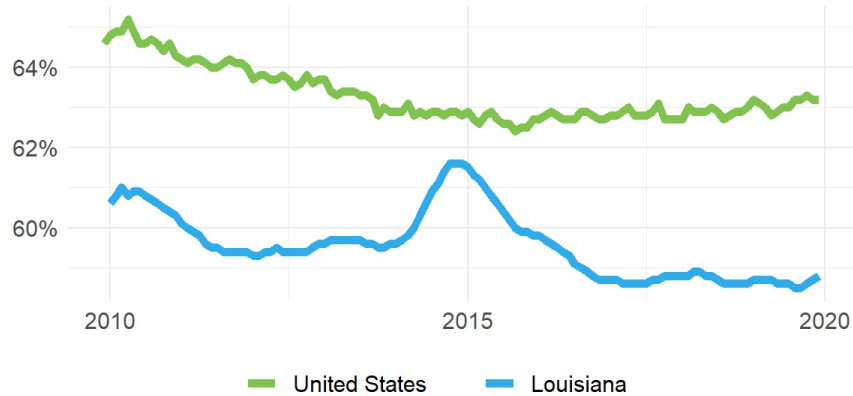
### Employment-to-Population Ratio

The employment-to-population ratio, or the percentage of the Louisiana civilian noninstitutionalized population 16 years and older counted as employed, in December remained unchanged. At 55.9 percent, Louisiana ranks 49th among state employment-to-population ratios in the nation. The employment-to-population ratio in Louisiana rose by 0.1 percentage point from a year earlier.

The 10-year high for the employment-to-population ratio in Louisiana was 57.3 percent last occurring in December 2014. The series high for the employment-to-population ratio in Louisiana last occurred in September 2005 when the employment-to-population ratio hit 60.3 percent. The 10-year low for the employment-to-population ratio was 54.9 percent last occurring in February 2012. The series low for the employment-to-population ratio in Louisiana last occurred in December 1976 when the employment-to-population ratio hit 52.4 percent.

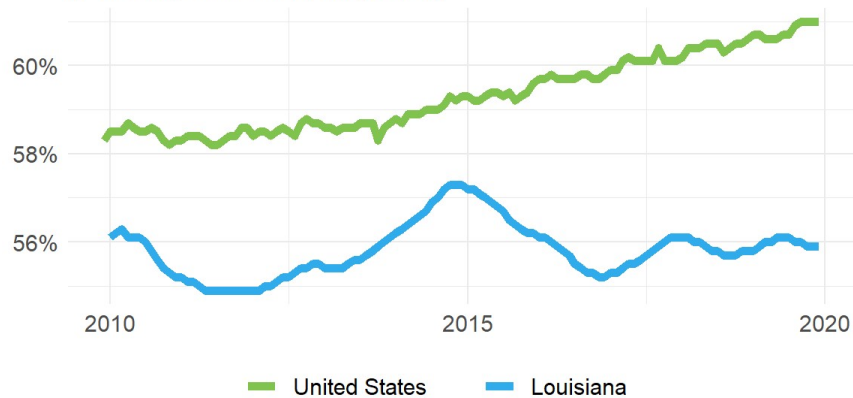
The national employment-to-population ratio remained steady at 61 percent in December. That rate rose by 0.4 percentage point from a year earlier. The all-time high for the national employment-to-population ratio was 64.7 percent in April 2000. The 10-year high for the national employment-to-population ratio was 61 percent in December 2019. The recent 10-year low occurred in July 2011 at a level of 58.2 percent. The series low for the employment-to-population ratio was 54.9 percent in October 1949.

### Louisiana and U.S. Labor Force Participation Rates (Percent, Seasonally Adjusted)



Source: Bureau of Labor Statistics

### Louisiana and U.S. Employment-to-Population Ratios (Percent, Seasonally Adjusted)



Source: Bureau of Labor Statistics